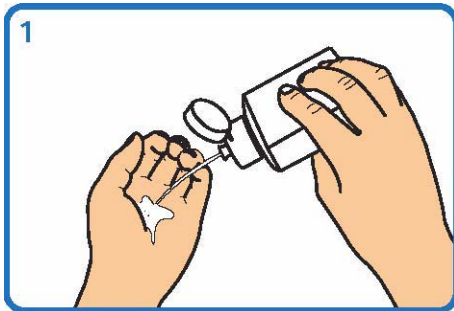
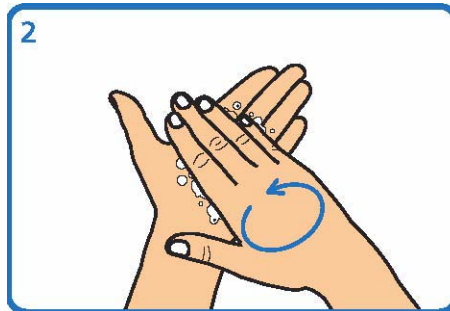


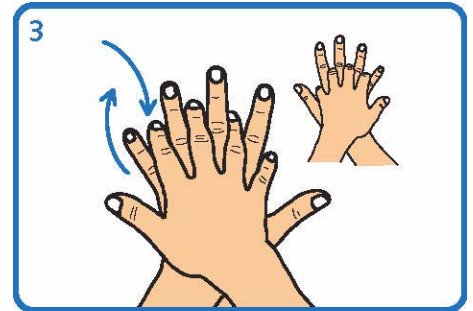
Técnica de hixiene das mans con preparacións alcohólicas



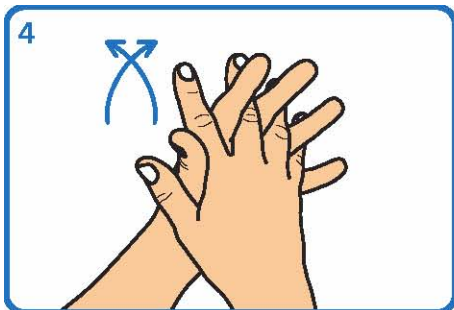
1
Depositar na palma da man unha dose de produto suficiente para cubrir todas as superficies a tratar.



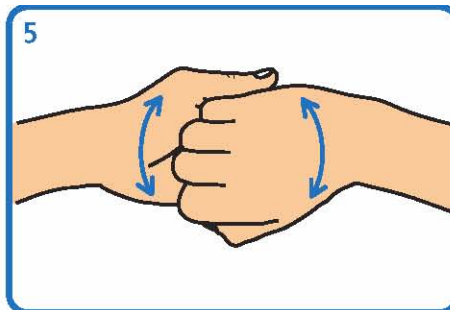
2
Fregar as palmas das mans entre si



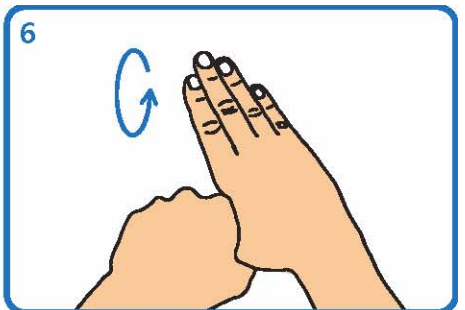
3
Estender o produto entre os dedos



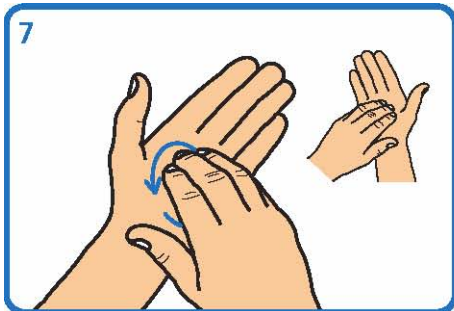
4
Fregar as palmas das mans entre si, cos dedos entrelazados



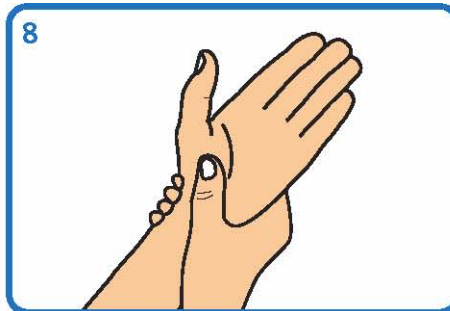
5
Fregar o dorso dos dedos dunha man coa palma da man oposta, agarrándose os dedos



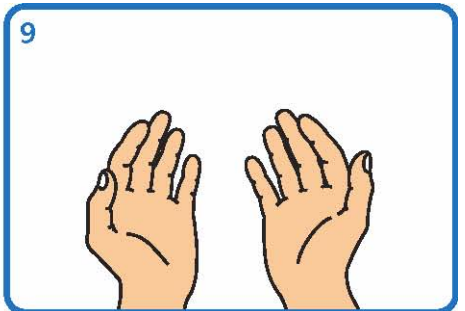
6
Fregar cun movemente de rotación o polgar esquerdo atrapándoo coa palma da man dereita, e viceversa.



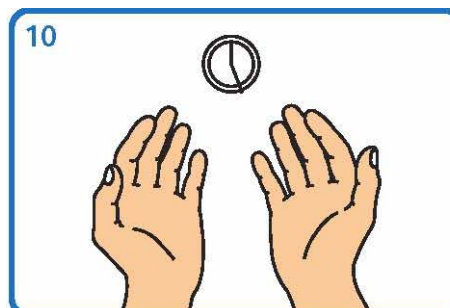
7
Fregar a punta dos dedos da man dereita contra a palma da man esquerda, facendo un movemente de rotación, e viceversa



8
Fregar cada pulso coa man oposta



9
Esperar ata que o produto se evapore e as mans estean secas (non use papel nin toallas)



10
Este proceso debe levar entre 20 e 30 seg.